

The Senior Primary girls spent a wonderful morning reading to the Junior Primary girls.

FROM THE JUNIOR SCHOOL HEAD'S DESK

Last week Friday was April Fool's Day and the girls celebrated the occasion by playing practical jokes on their families, friends and teachers. Their pranks included seasoning their siblings' cereal with salt, teasing their friends with false information ("I am going to live in Cape Town tomorrow"), and "pranking" teacher's classrooms. My office was no exception. I arrived to an altered room: a trail of toilet paper and balloons - comical faces drawn on with markers - drifted across the carpet and furniture, and my chair was taped tightly to one desk leg.

To say that the mood in the Junior School reception and immediately outside my office was one of excitement would be an understatement. It was one of exhilaration and breathless speculation. Girls congregated inside and outside, pointing and shrieking - a sizeable delegation of Grade 1s visited the scene of "the crime", unself-consciously discussing theories, examining the evidence, and interrogating me about what I knew and had observed. Some seemed to have inside knowledge and spoke darkly of "the Grade 6s and/or 7s" and their implication in events; a group of Grade 0s, arriving later, pronounced on Mrs Fleming's guilt with forceful certainty.

The point is, the girls were having fun, making mischief, and taking some well-calculated risks - all the time watching our reaction. While I understand the adult desire to contain the girls' behaviour and resume more productive teaching and learning, days like this give us, teachers and parents, a welcome opportunity to consciously affirm the importance - and I use that word deliberately - of cultivating a sense of humour in our girls.

At Celebration Evening a few years ago I took the question of humour and girls as my topic, quoting from a 2017 *Washington Post* article that drew compelling connections between empowering girls and affirming them for being funny:

Today we encourage our daughters to be ambitious and athletic, opinionated and outspoken. We want them focused on STEM and outfitted in T-shirts that read, "Who runs the world? Girls." But what if raising truly empowered girls also means raising funny ones? What if we teach our daughters that humor is their turf - just as much as any boy's?

The questions I posed that evening about valuing and fostering your daughter's sense of humour seem almost more urgent in a post-lockdown world preoccupied with making up for what has been characterised forlornly as "lost time" and a season of "missed opportunity". Instead of dwelling on the merits of that argument - a subject that, like our classrooms, is well ventilated - I do think it is worth observing that one of our most precious resources in times of adversity is the ability to laugh, see the lighter side, and not take ourselves so seriously. There's a real freedom and power in being able to refuse the world's terms, even for just a moment, by demonstrating how it could all be otherwise, how we could all be otherwise.

April Fool's Day, for all its licensed levity and playfulness makes a serious point: our definition of what it means to be a girl needs to expand beyond traditional concepts of kindness and dependability to include the capacity to laugh and make light of our challenges. Learning to laugh together openly, and forgive each other's imperfections, alleviates the need to sneer behind people's backs, laugh into our hands at someone else's expense and roll our eyes. It gives us the opportunity to rewrite the lines of Kate Tempest's poem and watch "out of the window, in the sunshine,/the [girls] cheering each other on,/ and daring each other to jump higher and higher."

I wish you an Easter holiday filled with the laughter and love of your family and friends, safe travels, and far-reaching adventures.

SARAH WARNER
JUNIOR SCHOOL HEADMISTRESS

FROM THE CHAPLAIN

We began the season of Lent on Ash Wednesday, for which we gave up something; with the help of the teachers, we identified behaviours we could take up as well. They suggested:

- Being kind
- Being considerate
- Being helpful

The reading in our last chapel service for Lent was the story of *The Good Samaritan* taken from Luke 10: 25- 37. In the version we read, the story's title was *The Kind Stranger*. The story of *The Good Samaritan* is one of Jesus' famous parables. The story is about Jesus helping a man answer the question of who his neighbour is.

In our chapel service, we discussed the actions of different people in the story. We also considered our own actions over Lent, how kind, considerate and helpful we had been. The girls shared stories about acts of kindness and the teachers reflected on when they saw the girls being kind and helpful.

It was beautiful to end the season of Lent with the parable of *The Good Samaritan*. It allowed us to look back on our Lent observances and review our actions and behaviour.

We look forward to Easter with joy and expectancy.

REVD RAKGADI KHOBO
CHAPLAIN



LITTLE SAINTS NEWS

We have a granadilla plant creeping up and over the wall in the big garden at Little Saints. The children have been curious about the granadilla fruit forming and the interesting flowers growing on the plant. In the atelier, we have looked at the flower of the granadilla plant in closer detail. After careful observation, the children were given the opportunity to visually explore the flower using pallet knives and acrylic paint on a black card format. The children loved the challenge of working with different tools and they soon managed to refine their technique. The children produced beautiful works of art that can be viewed in the Little Saints piazza.

THE GRADE 00 TEACHERS



LITTLE SAINTS STORYTELLING EVENING

There was great excitement in the air as the Grade 7s performed their storybook plays for the boys and girls at Little Saints. The evening was a resounding success and the children were captivated by all the performances. The night was filled with shrieks and giggles as the children watched the various renditions of the books.

NADINE WHEELER
 DRAMA TEACHER



GRADE 0 NEWS

Build the shape

The girls worked in small groups building shapes with Unifix blocks. They looked at how many sides each shape had and if the sides were curved or straight. They also discovered the lines of symmetry using a piece of string.

THE GRADE 0 TEACHERS



GRADE 2 NEWS

The highly anticipated mythical creature model-making is underway! After designing posters, delivering speeches and publishing books, the Grade 2s are constructing their mythical creatures with much excitement!

THE GRADE 2 TEACHERS



Blue Bot shapes

The girls made their own shapes on the floor and then had to code a path for their Blue Bot along each of their specific shapes.

NADINE WHEELER
IT TEACHER



JUNIOR PRIMARY STORYTELLING EVENING

On Wednesday 23 March, the girls arrived at school in their cosy pajamas and slippers, all eager and excited to hear some stories. The Grade 7 girls entertained them with some delightful tales which the girls thoroughly enjoyed.

AGOTHA CLARKE
ACTING HoD: JUNIOR PRIMARY



GRADE 4 NEWS

The Grade 4s went on a three-day camp to Oppieberg. Days were jam-packed with team building games and adventure. From hiking up mountains to singing at the bonfire the girls had a wonderful time. We were reminded of the special value of grade camps, how they provide the girls with the opportunity to form new friendships, learn about themselves and act responsibly in a different environment.

THE GRADE 4 CAMP TEAM



GRADE 5 NEWS


Flower models

As part of learning about the Angiosperm plant group, the Grade 5s constructed models to show the structure of a flower. They also enjoyed the opportunity to dissect flowers and look at the various parts under the microscope.


ANGIE JENNETT
SENIOR PRIMARY TEACHER



Planning and creating models




Abigail Christou



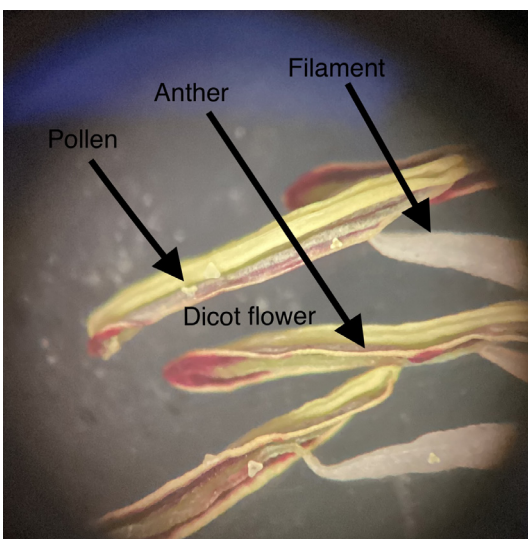
Deepal Bhoola



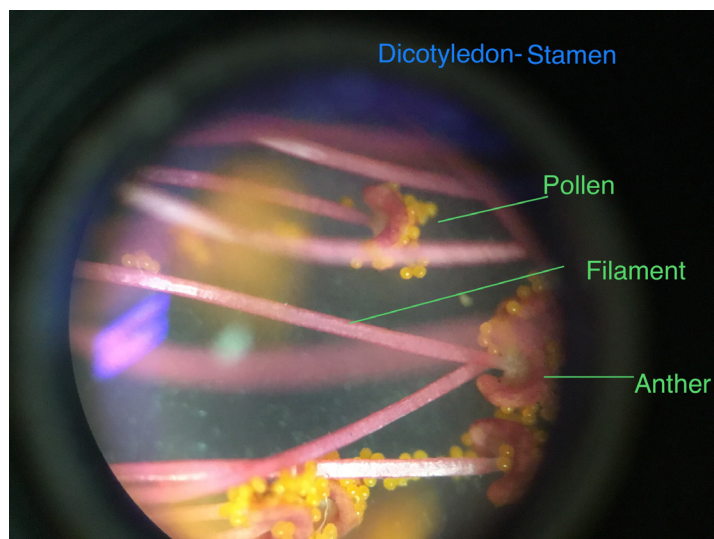
Taking photos of magnified parts



The pistil - Nandi Xaba



The stamen - Aanya Bagoon



The stamen - Grace Gibbs

MUSIC NEWS

The Grade 2 to 7 girls celebrated the joy of music over a fortnight of piece playing. The piece playing concerts took place in grade format where our girls displayed their talents and hard work to their friends and class teachers. The piece playing concerts were held in different grades and our girls displayed their talents and hard work to their friends and class teachers. The concert series preceded the Junior Primary and Senior Primary lunchbox concerts held on 5 April. Our parents were treated to exquisite performances and the girls were rewarded with scrumptious brownies provided by the St Mary's kitchen. Well done to all our girls and teachers who inculcate the love of music through their commitment and dedication.

GEORGE POTGIETER
HoD: JUNIOR SCHOOL MUSIC



Grade 2s



Grade 3s



Grade 4s



Grade 5s



Grade 6s




Grade 7s

ENVIRONMENTAL CLUB NEWS

Our vegetable garden

This term, the girls in the environmental club have recultivated our vegetable garden after two years. They carefully researched the vegetables that would grow best at this time of the year and planned how to divide the garden, including plants to use, as natural pest deterrents. Then came a week of intense clearing out in preparation of planting. It was an exciting day when they finally got to plant the seeds. The girls were thrilled to be able to pick some of the vegetables. It has been very rewarding watching our seeds grow and finally produce vegetables. The girls and I are grateful to Masibonisane Javu for helping us water, weed and maintain our garden.

ROBYN RICHMOND
SENIOR PRIMARY TEACHER



HOCKEY

U13 D9 hockey

Congratulations to Caitlyn Dube, Laila Fowler and Holly Cairns on their selection for the U13 D9 Phoenix team. The girls participated in a long trial process where they competed for a spot in the final team against many other talented hockey players within the district. We wish them good luck as they prepare for the District 9 tournament which will be held in June.

VICKI JONKER
SPORTS TEACHER



Caitlyn Dube, Laila Fowler, Holly Cairns

NETBALL

On Friday 25 March, our netball teams returned to action after the abrupt end of our fixtures last year. I am not sure who was more excited about the matches, the players, or the parents. All the girls enjoyed their matches and it was a great start to our season.

The results were as follows:

	Holy Rosary	St Andrew's
Grade 4		
A team	5-0	9-1
B team	0-2	0-3
C team	4-2	8-1
D team	3-1	3-2
E team	-	10-0

Grade 5		
A team	3-0	3-1
B team	7-0	2-3
C team	1-0	0-4
D team	5-0	1-1

Grade 6		
A team	10-0	3-3
B team	3-1	1-2
C team	3-0	3-1
D team	-	9-2

Grade 7		
A team	7-6	6-0
B team	1-5	5-1
C team	8-1	8-3
D team	10-3	4-0

On Friday 1 April, all our Grade 4 to 7 netball teams played against St Andrew's. The results were as follows:

Grade 4 A won 17- 2
 Grade 4 B drew 2-2
 Grade 4 C won 23-3
 Grade 4 D won 12-3
 Grade 4 E won 10-1

Grade 5 A won 10-3
 Grade 5 B won 6-4
 Grade 5 C won 4-1
 Grade 5 D won 4-1
 Grade 5 E won 4-0
 Grade 5 F won 9-1

Grade 6 A won 6-2
 Grade 6 B lost 1-8
 Grade 6 C won 6-1
 Grade 6 D lost 1-5
 Grade 6 E won 6-2

Grade 7 A won 9-4
 Grade 7 B lost 7-8
 Grade 7 C won 11-1
 Grade 7 D won 10-0
 Grade 7 E won 7-2
 Grade 7 F won 2-0



Grade 4 A team

ANTOINETTE MSHENGU
 HEAD OF SPORT: JUNIOR SCHOOL

ED-ADMIN PARENTAL PORTAL

St Mary's uses a school management information system called Ed-Admin to distribute termly school reports and to provide parents with an opportunity to inspect and amend personal information recorded in our database.

Below, please find details as to how to access this Ed-Admin St Mary's portal:

- You will require a Parent ID whenever signing into the parent portal. If you are unsure of your Parent ID, please email portal@stmary.co.za with both your and your daughter's names and surnames for assistance.
- To access the St Mary's portal, please click on the link below or visit the school website on www.stmarysschool.co.za and click on the portal login on the top right of the page. <https://stmarysw.ed-space.net/pparentportal.cfm>
- Enter in your Parent ID and choose forgot password. Please ensure that you enter the email address that St Mary's has on record and enter in the CAPTCHA code.
- You will then receive an email. Once received, click on the link in order to set up your password. Choose a secure password; you will then receive another email to confirm your password has been changed. You can now proceed to log into the portal.

If you experience problems logging into the secure portal, please contact portal@stmary.co.za.